

# smart Health Report

An Insightful Health Analytics Report  
for Easier Understanding



Prepared For

**Other DUMMY - PL246A**

**0 25**

Name  
Other DUMMY - PL246A

Patient ID  
10682869

Gender  
O

Age  
25

## Health Summary



### BLOOD COUNTS

Everything looks good



### THYROID PROFILE

Everything looks good



### LIPID PROFILE

Test Name	Result
HDL Cholesterol	39
Please Watchout	



### KIDNEY PROFILE

Everything looks good



### DIABETES MONITORING

Everything looks good



### LIVER PROFILE

Everything looks good



### ANEMIA STUDIES

Everything looks good



### MINERAL PROFILE

Everything looks good




Patient NAME : Other DUMMY - PL246A	Report STATUS : Final Report
DOB/Age/Gender : 25 Y/Other	Barcode NO : HQ930797
Patient ID / UHID : 10682869/OF10682869	Sample Type : Whole blood EDTA
Referred BY : Self	Report Date : Dec 07, 2024, 07:05 PM.
Sample Collected : Dec 07, 2024, 12:39 PM	

Test Description	Value(s)	Unit(s)	Reference Range
------------------	----------	---------	-----------------

**Diabetes Special Care Package - Essential with Free HsCRP**

**Complete Blood Count (CBC)**

RBC Parameters			
Hemoglobin <i>colorimetric</i>	14.5	g/dL	13.0 - 17.0
RBC Count <i>Electrical impedance</i>	4.6	10 <sup>6</sup> /μl	4.5 - 5.5
PCV <i>Calculated</i>	45.4	%	40 - 50
MCV <i>Calculated</i>	97.6	fl	83 - 101
MCH <i>Calculated</i>	31.3	pg	27 - 32
MCHC <i>Calculated</i>	32	g/dL	31.5 - 34.5
RDW (CV) <i>Calculated</i>	13.7	%	11.6 - 14.0
RDW-SD <i>Calculated</i>	43.8	fl	35.1 - 43.9
WBC Parameters			
TLC <i>Electrical impedance and microscopy</i>	6.2	10 <sup>3</sup> /μl	4 - 10
Differential Leucocyte Count			
Neutrophils <i>Laser based Flow-cytometry</i>	55	%	40-80
Lymphocytes <i>Laser based Flow-cytometry</i>	40	%	20-40
Monocytes <i>Laser based Flow-cytometry</i>	4	%	2-10
Eosinophils <i>Laser based Flow-cytometry</i>	1	%	1-6
Basophils <i>Laser based Flow-cytometry</i>	0	%	<2
Absolute Leukocyte Counts			
Neutrophils. <i>Calculated</i>	3.41	10 <sup>3</sup> /μl	2 - 7
Lymphocytes. <i>Calculated</i>	2.48	10 <sup>3</sup> /μl	1 - 3
Monocytes. <i>Calculated</i>	0.25	10 <sup>3</sup> /μl	0.2 - 1.0
Eosinophils. <i>Calculated</i>	0.06	10 <sup>3</sup> /μl	0.02 - 0.5
Basophils.	0	10 <sup>3</sup> /μl	0.02 - 0.5



**Dr. Neha Prabhakar**  
**MBBS, MD (Pathology)**  
**Consultant Pathologist**



Booking Centre :- REDCLIFFE - ILC NOIDA

Processing Lab :- Redcliffe Lifetech Pvt. Ltd., H-55, Sector-63, Noida, Uttar Pradesh - 201301

📞 928-909-0609

✉️ [ccsupport@redcliffelabs.com](mailto:ccsupport@redcliffelabs.com)

🌐 [www.redcliffelabs.com](http://www.redcliffelabs.com)


All Lab results are subject to clinical interpretation by qualified medical professional and this report is not subject to use for any medico-legal purpose.

Patient NAME : Other DUMMY - PL246A	Report STATUS : Final Report
DOB/Age/Gender : 25 Y/Other	Barcode NO : HQ930797
Patient ID / UHID : 10682869/OF10682869	Sample Type : Whole blood EDTA
Referred BY : Self	Report Date : Dec 07, 2024, 07:05 PM.
Sample Collected : Dec 07, 2024, 12:39 PM	

Test Description	Value(s)	Unit(s)	Reference Range
<i>Calculated</i>			
<b>Platelet Parameters</b>			
Platelet Count <i>Electrical impedance and microscopy</i>	175	10 <sup>3</sup> /μl	150 - 410
Mean Platelet Volume (MPV) <i>Calculated</i>	<b>12.6</b>	fL	9.3 - 12.1
PCT <i>Calculated</i>	0.2	%	0.17 - 0.32
PDW <i>Calculated</i>	<b>30</b>	fL	8.3 - 25.0
P-LCR <i>Calculated</i>	<b>53.9</b>	%	18 - 50
P-LCC <i>Calculated</i>	94	10 <sup>9</sup> /L	44 - 140
Mentzer Index <i>Calculated</i>	21.22	%	> 13

**Interpretation:**

CBC provides information about red cells, white cells and platelets. Results are useful in the diagnosis of anemia, infections, leukemias, clotting disorders and many other medical conditions.



**Dr. Neha Prabhakar**  
**MBBS, MD (Pathology)**  
**Consultant Pathologist**



Booking Centre :- REDCLIFFE - ILC NOIDA

Processing Lab :- Redcliffe Lifetech Pvt. Ltd., H-55, Sector-63, Noida, Uttar Pradesh - 201301

📞 928-909-0609

✉️ [ccsupport@redcliffelabs.com](mailto:ccsupport@redcliffelabs.com)

🌐 [www.redcliffelabs.com](http://www.redcliffelabs.com)

All Lab results are subject to clinical interpretation by qualified medical professional and this report is not subject to use for any medico-legal purpose.

Patient NAME : Other DUMMY - PL246A	Report STATUS : Final Report
DOB/Age/Gender : 25 Y/Other	Barcode NO : HQ930797
Patient ID / UHID : 10682869/OF10682869	Sample Type : Whole blood EDTA
Referred BY : Self	Report Date : Dec 07, 2024, 05:15 PM.
Sample Collected : Dec 07, 2024, 12:39 PM	

Test Description	Value(s)	Unit(s)	Reference Range
------------------	----------	---------	-----------------


**Erythrocyte Sedimentation Rate (ESR)**

ESR - Erythrocyte Sedimentation Rate <i>MODIFIED WESTERGREN</i>	5	mm/hr	0 - 10
--	---	-------	--------

**Interpretation:**

ESR is also known as Erythrocyte Sedimentation Rate. An ESR test is used to assess inflammation in the body. Many conditions can cause an abnormal ESR, so an ESR test is typically used with other tests to diagnose and monitor different diseases. An elevated ESR may occur in inflammatory conditions including infection, rheumatoid arthritis, systemic vasculitis, anemia, multiple myeloma, etc. Low levels are typically seen in congestive heart failure, polycythemia, sickle cell anemia, hypo fibrinogenemia, etc.

**Reference-** Dacie and Lewis practical hematology



**Dr. Neha Prabhakar**  
**MBBS, MD (Pathology)**  
**Consultant Pathologist**



Booking Centre :- REDCLIFFE - ILC NOIDA

Processing Lab :- Redcliffe Lifetech Pvt. Ltd., H-55, Sector-63, Noida, Uttar Pradesh - 201301

📞 928-909-0609

✉ [ccsupport@redcliffelabs.com](mailto:ccsupport@redcliffelabs.com)

🌐 [www.redcliffelabs.com](http://www.redcliffelabs.com)

All Lab results are subject to clinical interpretation by qualified medical professional and this report is not subject to use for any medico-legal purpose.

Patient NAME : Other DUMMY - PL246A	Report STATUS : Final Report
DOB/Age/Gender : 25 Y/Other	Barcode NO : HQ930797
Patient ID / UHID : 10682869/OF10682869	Sample Type : Whole blood EDTA
Referred BY : Self	Report Date : Dec 07, 2024, 06:09 PM.
Sample Collected : Dec 07, 2024, 12:39 PM	

Test Description	Value(s)	Unit(s)	Reference Range
------------------	----------	---------	-----------------

**HbA1C (Glycosylated Haemoglobin)**

Glycosylated Hemoglobin (HbA1c)	5.5	%	<5.7
Estimated Average Glucose	111.15	mg/dl	Refer Table Below

**Interpretation:**

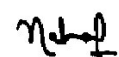
Interpretation For HbA1c% As per American Diabetes Association (ADA)

Reference Group	HbA1c in %
Non diabetic adults >=18 years	<5.7
At risk (Prediabetes)	5.7 - 6.4
Diagnosing Diabetes	>= 6.5
Therapeutic goals for glycemc control	Age > 19 years Goal of therapy: < 7.0 Age < 19 years Goal of therapy: <7.5

**Note:**  
1. Since HbA1c reflects long term fluctuations in the blood glucose concentration, a diabetic patient who is recently under good control may still have a high concentration of HbA1c. Converse is true for a diabetic previously under good control but now poorly controlled. 2. Target goals of < 7.0 % may be beneficial in patients with short duration of diabetes, long life expectancy and no significant cardiovascular disease. In patients with significant complications of diabetes, limited life expectancy or extensive co-morbid conditions, targeting a goal of < 7.0 % may not be appropriate

**Comments :**  
HbA1c provides an index of average blood glucose levels over the past 8 - 12 weeks and is a much better indicator of long term glycemc control as compared to blood and urinary glucose determinations ADA criteria for correlation between HbA1c & Mean plasma glucose levels.

HbA1c(%)	Mean Plasma Glucose (mg/dL)	HbA1c(%)	Mean Plasma Glucose (mg/dL)
6	126	12	298
8	183	14	355
10	240	16	413



**Dr. Neha Prabhakar**  
**MBBS, MD (Pathology)**  
**Consultant Pathologist**



Booking Centre :- REDCLIFFE - ILC NOIDA  
Processing Lab :- Redcliffe Lifetech Pvt. Ltd., H-55, Sector-63, Noida, Uttar Pradesh - 201301

📞 928-909-0609

✉ [ccsupport@redcliffelabs.com](mailto:ccsupport@redcliffelabs.com)

🌐 [www.redcliffelabs.com](http://www.redcliffelabs.com)

All Lab results are subject to clinical interpretation by qualified medical professional and this report is not subject to use for any medico-legal purpose.

Patient NAME : Other DUMMY - PL246A	Report STATUS : Final Report
DOB/Age/Gender : 25 Y/Other	Barcode NO : ZF598643
Patient ID / UHID : 10682869/OF10682869	Sample Type : FLUORIDE F
Referred BY : Self	Report Date : Dec 07, 2024, 08:20 PM.
Sample Collected : Dec 07, 2024, 12:39 PM	

Test Description	Value(s)	Unit(s)	Reference Range
------------------	----------	---------	-----------------

**Glucose Fasting**

Glucose Fasting <i>Hexokinase</i>	93	mg/dL	70 - 100
--------------------------------------	----	-------	----------

**Interpretation:**

Status	Fasting plasma glucose in mg/dL
Normal	<100
Impaired fasting glucose	100 - 125
Diabetes	≥126

**Reference :** American Diabetes Association

**Comment :**

Blood glucose determinations in commonly used as an aid in the diagnosis and treatment of diabetes. Elevated glucose levels (hyperglycemia) may also occur with pancreatic neoplasm, hyperthyroidism, and adrenal cortical hyper function as well as other disorders. Decreased glucose levels (hypoglycemia) may result from excessive insulin therapy insulinoma, or various liver diseases.

**Note**

- 1.The diagnosis of Diabetes requires a fasting plasma glucose of > or = 126 mg/dL or a random / 2 hour plasma glucose value of > or = 200 mg/dL with symptoms of diabetes mellitus.
- 2.Very high glucose levels (>450 mg/dL in adults) may result in Diabetic Ketoacidosis.



Dr.Poulami Sarkar  
MBBS,MD (Biochemistry)  
Consultant Biochemist



Booking Centre :- REDCLIFFE - ILC NOIDA

Processing Lab :- Redcliffe Lifetech Pvt. Ltd., H-55, Sector-63, Noida, Uttar Pradesh - 201301

📞 928-909-0609

✉ [ccsupport@redcliffelabs.com](mailto:ccsupport@redcliffelabs.com)

🌐 [www.redcliffelabs.com](http://www.redcliffelabs.com)

All Lab results are subject to clinical interpretation by qualified medical professional and this report is not subject to use for any medico-legal purpose.

Patient NAME : Other DUMMY - PL246A	Report STATUS : Final Report
DOB/Age/Gender : 25 Y/Other	Barcode NO : ZF598644
Patient ID / UHID : 10682869/OF10682869	Sample Type : Serum
Referred BY : Self	Report Date : Dec 07, 2024, 08:20 PM.
Sample Collected : Dec 07, 2024, 12:39 PM	

Test Description	Value(s)	Unit(s)	Reference Range
------------------	----------	---------	-----------------

### Liver Function Test (LFT)

Bilirubin Total <i>Diazonium Salt</i>	0.52	mg/dL	0.2 - 1.2
Bilirubin Direct <i>Diazo Reaction</i>	0.12	mg/dL	0.0 - 0.5
Bilirubin Indirect <i>Calculated</i>	0.4	mg/dL	0.1 - 1.0
SGOT/AST <i>Enzymatic [NADH (without P-5-P)]</i>	23	U/L	11 - 34
SGPT/ALT <i>Enzymatic [NADH (without P-5-P)]</i>	11	U/L	< 45
SGOT/SGPT Ratio	2.09	%	-
Alkaline Phosphatase <i>Para-nitrophenyl phosphate (p-NPP)</i>	89	U/L	50 – 116
Total Protein <i>Biuret</i>	7.23	g/dL	6.4 - 8.3
Albumin <i>Colorimetric BCG</i>	4.23	g/dL	3.5 - 5.2
Globulin <i>Calculated</i>	3	g/dL	2.3 - 3.5
Albumin :Globulin Ratio <i>Calculated</i>	1.41	-	1.3 - 2.1
Gamma Glutamyl Transferase (GGT) <i>L-Gamma-Glutamyl-3-Carboxy-4-Nitroanalide</i>	12	U/L	< 55

#### Interpretation:

The liver filters and processes blood as it circulates through the body. It metabolizes nutrients, detoxifies harmful substances, makes blood clotting proteins, and performs many other vital functions. The cells in the liver contain proteins called enzymes that drive these chemical reactions. When liver cells are damaged or destroyed, the enzymes in the cells leak out into the blood, where they can be measured by blood tests. Liver tests check the blood for two main liver enzymes. Aspartate aminotransferase (AST), SGOT: The AST enzyme is also found in muscles and many other tissues besides the liver. Alanine aminotransferase (ALT), SGPT: ALT is almost exclusively found in the liver. If ALT and AST are found together in elevated amounts in the blood, liver damage is most likely present. Alkaline Phosphatase and GGT: Another of the liver's key functions is the production of bile, which helps digest fat. Bile flows through the liver in a system of small tubes (ducts), and is eventually stored in the gallbladder, under the liver. When bile flow is slow or blocked, blood levels of certain liver enzymes rise: Alkaline phosphatase Gamma-utamil transpeptidase (GGT) Liver tests may check for any or all of these enzymes in the blood. Alkaline phosphatase is by far the most commonly tested of the three. If alkaline phosphatase and GGT are elevated, a problem with bile flow is most likely present. Bile flow problems can be due to a problem in the liver, the gallbladder, or the tubes connecting them. Proteins are important building blocks of all cells and tissues. Proteins are necessary for your body's growth, development, and health. Blood contains two classes of protein, albumin and globulin. Albumin proteins keep fluid from leaking out of blood vessels. Globulin proteins play an important role in your immune system. Low total protein may indicate: 1.bleeding 2.liver disorder 3.malnutrition 4.agammaglobulinemia High Protein levels 'Hyperproteinemia: May be seen in dehydration due to inadequate water intake or to excessive water loss (eg, severe vomiting, diarrhea, Addison's disease and diabetic acidosis) or as a result of increased production of proteins Low albumin levels may be caused by: 1.A poor diet (malnutrition). 2.Kidney disease. 3.Liver disease. High albumin levels may be caused by: Severe dehydration.



Dr. Poulami Sarkar  
MBBS, MD (Biochemistry)  
Consultant Biochemist



Booking Centre :- REDCLIFFE - ILC NOIDA

Processing Lab :- Redcliffe Lifetech Pvt. Ltd., H-55, Sector-63, Noida, Uttar Pradesh - 201301

928-909-0609

ccsupport@redcliffelabs.com

www.redcliffelabs.com

All Lab results are subject to clinical interpretation by qualified medical professional and this report is not subject to use for any medico-legal purpose.

Patient NAME : Other DUMMY - PL246A	Report STATUS : Final Report
DOB/Age/Gender : 25 Y/Other	Barcode NO : ZF598644
Patient ID / UHID : 10682869/OF10682869	Sample Type : Serum
Referred BY : Self	Report Date : Dec 07, 2024, 08:20 PM.
Sample Collected : Dec 07, 2024, 12:39 PM	

Test Description	Value(s)	Unit(s)	Reference Range
------------------	----------	---------	-----------------

### Kidney Function Test (KFT)

Blood Urea <i>Urease</i>	23	mg/dL	19 - 44.1
Bun <i>Calculated</i>	10.75	mg/dL	8.9 - 20.6
Creatinine <i>Kinetic Alkaline Picrate</i>	1.2	mg/dL	0.6 - 1.3
eGFR (CKD-EPI)	83.42	ml/min/1.73 sq m	Normal Or High: >= 90 Mild Or Decrease: 60-89 Mild To Moderate Decrease: 45-59 Mild To Severe Decrease: 30-44 Severe Decrease: 15-29 Kidney Failure: < 15
Bun/Creatinine Ratio <i>Calculated</i>	<b>8.96</b>		12 - 20
Urea / Creatinine Ratio <i>Calculated</i>	<b>19.17</b>		25.68- 42.8
Uric Acid <i>Uricase</i>	4.3	mg/dL	3.7 - 7.7
Calcium Serum <i>Arsenazo III</i>	9.3	mg/dL	8.4 - 10.2
Phosphorus <i>Phosphomolybdate</i>	3.92	mg/dL	2.3 - 4.7
Sodium <i>ISE-Indirect</i>	142	mmol/L	136 - 145
Potassium <i>ISE-Indirect</i>	4.25	mmol/L	3.5 - 5.1
Chloride <i>ISE-Indirect</i>	102	mmol/L	98 - 107

**Interpretation:**

Kidney function tests is a collective term for a variety of individual tests and procedures that can be done to evaluate how well the kidneys are functioning. Many conditions can affect the ability of the kidneys to carry out their vital functions. Some lead to a rapid (acute) decline in kidney function others lead to a gradual (chronic) decline in function. Both result in a buildup of toxic waste substance on urine samples, as well as on blood samples. A number of symptoms may indicate a problem with your kidneys. These include : high blood pressure, blood in urine frequent urges to urinate, difficulty beginning urination, painful urination, swelling in the hands and feet due to a buildup of fluids in the body. A single symptom may not mean something serious. However, when occurring simultaneously, these symptoms suggest that your kidneys are not working properly. Kidney function tests can help determine the reason. Electrolytes are present in the human body and the balancing act of the electrolytes in our bodies is essential for normal function of our cells and organs. There has to be a balance. Ionized calcium this test if you have signs of kidney or parathyroid disease. The test may also be done to monitor progress and treatment of these



Dr. Poulami Sarkar  
MBBS, MD (Biochemistry)  
Consultant Biochemist



Booking Centre :- REDCLIFFE - ILC NOIDA

Processing Lab :- Redcliffe Lifetech Pvt. Ltd., H-55, Sector-63, Noida, Uttar Pradesh - 201301

📞 928-909-0609

✉️ [ccsupport@redcliffelabs.com](mailto:ccsupport@redcliffelabs.com)

🌐 [www.redcliffelabs.com](http://www.redcliffelabs.com)

All Lab results are subject to clinical interpretation by qualified medical professional and this report is not subject to use for any medico-legal purpose.

Patient NAME : Other DUMMY - PL246A	Report STATUS : Final Report
DOB/Age/Gender : 25 Y/Other	Barcode NO : ZF598644
Patient ID / UHID : 10682869/OF10682869	Sample Type : Serum
Referred BY : Self	Report Date : Dec 07, 2024, 08:20 PM.
Sample Collected : Dec 07, 2024, 12:39 PM	

Test Description	Value(s)	Unit(s)	Reference Range
diseases.			



Dr. Poulami Sarkar  
MBBS, MD (Biochemistry)  
Consultant Biochemist



Booking Centre :- REDCLIFFE - ILC NOIDA

Processing Lab :- Redcliffe Lifetech Pvt. Ltd., H-55, Sector-63, Noida, Uttar Pradesh - 201301

📞 928-909-0609

✉️ [ccsupport@redcliffelabs.com](mailto:ccsupport@redcliffelabs.com)

🌐 [www.redcliffelabs.com](http://www.redcliffelabs.com)

All Lab results are subject to clinical interpretation by qualified medical professional and this report is not subject to use for any medico-legal purpose.

Patient NAME : Other DUMMY - PL246A	Report STATUS : Final Report
DOB/Age/Gender : 25 Y/Other	Barcode NO : ZF598644
Patient ID / UHID : 10682869/OF10682869	Sample Type : Serum
Referred BY : Self	Report Date : Dec 07, 2024, 08:20 PM.
Sample Collected : Dec 07, 2024, 12:39 PM	

Test Description	Value(s)	Unit(s)	Reference Range
------------------	----------	---------	-----------------

**Lipid Profile**

Total Cholesterol <i>Enzymatic</i>	103	mg/dL	<200
Triglycerides <i>Glycerol phosphate oxidase</i>	99	mg/dL	<150
HDL Cholesterol <i>Accelerator Selective Detergent</i>	39	mg/dL	> 40
Non HDL Cholesterol <i>Calculated</i>	64	mg/dL	<130
LDL Cholesterol <i>Calculated</i>	44.2	mg/dL	<100
V.L.D.L Cholesterol <i>Calculated</i>	19.8	mg/dL	<30
Chol/HDL Ratio <i>Calculated</i>	2.64	Ratio	-
HDL/ LDL Ratio <i>Calculated</i>	0.88	Ratio	-
LDL/HDL Ratio <i>Calculated</i>	1.13	Ratio	-

**Interpretation:**

Lipid level assessments must be made following 9 to 12 hours of fasting, otherwise assay results might lead to erroneous interpretation. NCEP recommends of 3 different samples to be drawn at intervals of 1 week for harmonizing biological variables that might be encountered in single assays.

National Lipid Association Recommendations (NLA-2014)	Total Cholesterol (mg/dL)	Triglyceride (mg/dL)	LDL Cholesterol (mg/dL)	Non HDL Cholesterol (mg/dL)
Optimal	<200	<150	<100	<130
Above Optimal			100-129	130 - 159
Borderline High	200-239	150-199	130-159	160 - 189
High	>=240	200-499	160-189	190 - 219
Very High	-	>=500	>=190	>=220

HDL Cholesterol	
Low	High
<40	>=60

**Risk Stratification for ASCVD (Atherosclerotic Cardiovascular Disease) by Lipid Association of India.**

<b>Risk Category</b>	A. CAD with > 1 feature of high risk group
<b>Extreme risk group</b>	B. CAD with >1 feature of very high risk group of recurrent ACS (within 1 year) despite LDL-C <or = 50 mg/dl or poly vascular disease
<b>Very High Risk</b>	1.Established ASCVD 2.Diabetes with 2 major risk factors of evidence of end organ damage 3. Familial Homozygous Hypercholesterolemia

Dr. Poulami Sarkar  
MBBS, MD (Biochemistry)  
Consultant Biochemist



Booking Centre :- REDCLIFFE - ILC NOIDA

Processing Lab :- Redcliffe Lifetech Pvt. Ltd., H-55, Sector-63, Noida, Uttar Pradesh - 201301

928-909-0609

ccsupport@redcliffelabs.com

www.redcliffelabs.com

All Lab results are subject to clinical interpretation by qualified medical professional and this report is not subject to use for any medico-legal purpose.

**Patient NAME : Other DUMMY - PL246A**  
**DOB/Age/Gender : 25 Y/Other** **Report STATUS : Final Report**  
**Patient ID / UHID : 10682869/OF10682869** **Barcode NO : ZF598644**  
**Referred BY : Self** **Sample Type : Serum**  
**Sample Collected : Dec 07, 2024, 12:39 PM** **Report Date : Dec 07, 2024, 08:20 PM.**


Test Description	Value(s)	Unit(s)	Reference Range
<b>High Risk</b>	1. Three major ASCVD risk factors 2. Diabetes with 1 major risk factor or no evidence of end organ damage 3. CHD stage 3B or 4. 4 LDL >190 mg/dl 5. Extreme of a single risk factor 6. Coronary Artery Calcium - CAC > 300 AU 7. Lipoprotein a $\geq$ 50 mg/dl 8. Non stenotic carotid plaque		
<b>Moderate Risk</b>	2 major ASCVD risk factors		
<b>Low Risk</b>	0-1 major ASCVD risk factors		
<b>Major ASCVD (Atherosclerotic cardiovascular disease) Risk Factors</b>			
1. Age $\geq$ 45 years in Males & $\geq$ 55 years in Females	3. Current Cigarette smoking or tobacco use		
2. Family history of premature ASCVD	4. High blood pressure		
5. Low HDL			

**Newer treatment goals and statin initiation thresholds based on the risk categories proposed by Lipid Association of India in 2020.**

Risk Group	Treatment Goals		Consider Drug Therapy	
	LDL-C (mg/dl)	Non-HDL (mg/dl)	LDL-C (mg/dl)	Non-HDL (mg/dl)
Extreme Risk Group Category A	<50 (Optional goal <OR = 30)	<80 (Optional goal <OR = 60)	>OR = 50	>OR = 80
Extreme Risk Group Category B	>OR = 30	>OR = 60	> 30	> 60
Very High Risk	<50	<80	>OR = 50	>OR = 80
High Risk	<70	<100	>OR = 70	>OR = 100
Moderate Risk	<100	<130	>OR = 100	>OR = 130
Low Risk	<100	<130	>OR = 130*	>OR = 160

\* After an adequate non-pharmacological intervention for at least 3 months.

**References : Management of Dyslipidaemia for the Prevention of Stroke : Clinical practice Recommendations from the Lipid Association of India. Current Vascular Pharmacology,2022,20,134-155.**



Dr. Poulami Sarkar  
MBBS, MD (Biochemistry)  
Consultant Biochemist



Booking Centre :- REDCLIFFE - ILC NOIDA

Processing Lab :- Redcliffe Lifetech Pvt. Ltd., H-55, Sector-63, Noida, Uttar Pradesh - 201301

📞 928-909-0609

✉️ [ccsupport@redcliffelabs.com](mailto:ccsupport@redcliffelabs.com)

🌐 [www.redcliffelabs.com](http://www.redcliffelabs.com)

All Lab results are subject to clinical interpretation by qualified medical professional and this report is not subject to use for any medico-legal purpose.

Patient NAME : Other DUMMY - PL246A	Report STATUS : Final Report
DOB/Age/Gender : 25 Y/Other	Barcode NO : ZF598644
Patient ID / UHID : 10682869/OF10682869	Sample Type : Serum
Referred BY : Self	Report Date : Dec 07, 2024, 08:20 PM.
Sample Collected : Dec 07, 2024, 12:39 PM	

Test Description	Value(s)	Unit(s)	Reference Range
------------------	----------	---------	-----------------

### High Sensitivity C-Reactive Protein (Hs-CRP)

HIGHLY SENSITIVE C-REACTIVE PROTEIN (hs-CRP) <i>Immunoturbidimetric</i>	0.63	mg/L	<1.00
--	------	------	-------

**Interpretation:**

Cardio CRP In mg/L	Cardiovascular Risk
<1	Low
1-3	Average
3-10	High
>10	Persistent elevation may represent Non cardiovascular inflammation

**Note:** To assess vascular risk, it is recommended to test hsCRP levels 2 or more weeks apart and calculate the average

**Comments:**

High sensitivity C Reactive Protein (hsCRP) significantly improves cardiovascular risk assessment as it is a strongest predictor of future coronary events. It reveals the risk of future Myocardial infarction and Stroke among healthy men and women, independent of traditional risk factors. It identifies patients at risk of first Myocardial infarction even with low to moderate lipid levels. The risk of recurrent cardiovascular events also correlates well with hsCRP levels. It is a powerful independent risk determinant in the prediction of incident Diabetes.

### Thyroid Profile Total

Triiodothyronine (T3) <i>CMIA</i>	142	ng/dL	35 - 193
Total Thyroxine (T4) <i>CMIA</i>	7.3	µg/dL	4.87 - 11.72
Thyroid Stimulating Hormone (Ultrasensitive) <i>CMIA</i>	1.0	mIU/L	0.35 - 4.94

**Interpretation:**


Pregnancy	Reference ranges TSH
1st Trimester	0.1 - 2.5
2nd Trimester	0.2 - 3.0
3rd Trimester	0.3 - 3.0

**Note:** TSH levels are subject to circadian variation, reaching peak levels between 2-4 am. and at a minimum between 6-10 pm. The variation is of 50 %, hence time of the day has influence on the measured serum TSH concentrations.

**Clinical Use:**

- Diagnose Hypothyroidism and Hyperthyroidism
- Monitor T4 replacement or T4 suppressive therapy
- Quantify TSH levels in the subnormal range

**Increased Levels :** Primary hypothyroidism, Subclinical hypothyroidis, TSH dependent Hyperthyroidism, Thyroid hormone resistance



Dr. Poulami Sarkar  
MBBS, MD (Biochemistry)  
Consultant Biochemist



Booking Centre :- REDCLIFFE - ILC NOIDA

Processing Lab :- Redcliffe Lifetech Pvt. Ltd., H-55, Sector-63, Noida, Uttar Pradesh - 201301

928-909-0609

ccsupport@redcliffelabs.com

www.redcliffelabs.com

All Lab results are subject to clinical interpretation by qualified medical professional and this report is not subject to use for any medico-legal purpose.

Patient NAME : Other DUMMY - PL246A	Report STATUS : Final Report
DOB/Age/Gender : 25 Y/Other	Barcode NO : ZF598644
Patient ID / UHID : 10682869/OF10682869	Sample Type : Serum
Referred BY : Self	Report Date : Dec 07, 2024, 08:20 PM.
Sample Collected : Dec 07, 2024, 12:39 PM	

Test Description	Value(s)	Unit(s)	Reference Range
------------------	----------	---------	-----------------

**Decreased Levels:** Grace disease, Autonomous thyroid hormone secretion, TSH deficiency

Primary malfunction of the thyroid gland may result in excessive (hyper) or below normal (hypo) release of T3 or T4. In addition as TSH directly affects thyroid function, malfunction of the pituitary or the hypo - thalamus influences the thyroid gland activity. Disease in any portion of the thyroid-pituitary-hypothalamus system may influence the levels of T3 and T4 in the blood. In primary hypothyroidism, TSH levels are significantly elevated, while in secondary and tertiary hypothyroidism, TSH levels may be low. In addition, in the Euthyroid Sick Syndrome, multiple alterations in serum thyroid function test findings have been recognized in patients with a wide variety of non-thyroidal illnesses (NTI) without evidence of preexisting thyroid or hypothalamic-pituitary diseases. Thyroid Binding Globulin (TBG) concentrations remain relatively constant in healthy individuals. However, pregnancy, excess estrogen's, androgen's, antibiotic steroids and glucocorticoids are known to alter TBG levels and may cause false thyroid values for Total T3 and T4 tests.

TSH	T4	T3	INTERPRETATION
High	Normal	Normal	Mild (subclinical) hypothyroidism
High	Low	Low or Normal	Hypothyroidism
Low	Normal	Normal	Mild (subclinical) hyperthyroidism
Low	High or normal	High or normal	Hyperthyroidism
Low	Low or normal	Low or normal	Nonthyroidal illness; pituitary (secondary) hypothyroidism
Normal	High	High	Thyroid hormone resistance syndrome (a mutation in the thyroid hormone receptor decreases thyroid hormone function)



Dr. Poulami Sarkar  
MBBS, MD (Biochemistry)  
Consultant Biochemist



Booking Centre :- REDCLIFFE - ILC NOIDA

Processing Lab :- Redcliffe Lifetech Pvt. Ltd., H-55, Sector-63, Noida, Uttar Pradesh - 201301

📞 928-909-0609

✉️ [ccsupport@redcliffelabs.com](mailto:ccsupport@redcliffelabs.com)

🌐 [www.redcliffelabs.com](http://www.redcliffelabs.com)

All Lab results are subject to clinical interpretation by qualified medical professional and this report is not subject to use for any medico-legal purpose.

Patient NAME : Other DUMMY - PL246A	Report STATUS : Final Report
DOB/Age/Gender : 25 Y/Other	Barcode NO : YB508410
Patient ID / UHID : 10682869/OF10682869	Sample Type : Spot Urine
Referred BY : Self	Report Date : Dec 09, 2024, 04:50 PM.
Sample Collected : Dec 07, 2024, 12:39 PM	

Test Description	Value(s)	Unit(s)	Reference Range
------------------	----------	---------	-----------------

### Urine Routine and Microscopic Examination

Physical Examination			
Volume	20	mL	-
Colour	Pale yellow	-	Pale yellow
Transparency	Clear	-	Clear
Deposit	Absent	-	Absent
Chemical Examination			
Reaction (pH) <i>Double Indicator</i>	6.5	-	4.5 - 8.0
Specific Gravity <i>Ion Exchange</i>	1.015	-	1.010 - 1.030
Urine Glucose (sugar)	Negative	-	Negative
Urine Protein (Albumin)	Negative	-	Negative
Urine Ketones (Acetone)	Negative	-	Negative
Blood	Negative	-	Negative
Leucocyte esterase	Negative	-	Negative
Bilirubin Urine	Negative	-	Negative
Nitrite <i>Griless Test</i>	Negative	-	Negative
Urobilinogen <i>Ehrlichs Test</i>	Normal	-	Normal
Microscopic Examination			
Pus Cells (WBCs)	1-2	/hpf	0 - 5
Epithelial Cells	1-2	/hpf	0 - 4
Red blood Cells	Absent	/hpf	Absent
Crystals	Absent	-	Absent
Cast	Absent	-	Absent
Yeast Cells	Absent	-	Absent
Amorphous deposits	Absent	-	Absent
Bacteria	Absent	-	Absent
Protozoa	Absent	-	Absent

**Interpretation:**

**URINALYSIS-** Routine urine analysis assists in screening and diagnosis of various metabolic, urological, kidney and liver disorders.

**Protein:** Elevated proteins can be an early sign of kidney disease. Urinary protein excretion can also be temporarily elevated by strenuous exercise, orthostatic proteinuria, dehydration, urinary tract infections and acute illness with fever

**Glucose:** Uncontrolled diabetes mellitus can lead to presence of glucose in urine. Other causes include pregnancy, hormonal disturbances, liver disease and certain medications.

**Ketones:** Uncontrolled diabetes mellitus can lead to presence of ketones in urine. Ketones can also be seen in starvation, frequent vomiting, pregnancy and strenuous exercise.



Booking Centre :- REDCLIFFE - ILC NOIDA

Processing Lab :- Redcliffe Lifetech Pvt. Ltd., H-55, Sector-63, Noida, Uttar Pradesh - 201301

928-909-0609

ccsupport@redcliffelabs.com

www.redcliffelabs.com

All Lab results are subject to clinical interpretation by qualified medical professional and this report is not subject to use for any medico-legal purpose.

Patient NAME	: Other DUMMY - PL246A	Report STATUS	: Final Report
DOB/Age/Gender	: 25 Y/Other	Barcode NO	: YB508410
Patient ID / UHID	: 10682869/OF10682869	Sample Type	: Spot Urine
Referred BY	: Self	Report Date	: Dec 09, 2024, 04:50 PM.
Sample Collected	: Dec 07, 2024, 12:39 PM		

Test Description	Value(s)	Unit(s)	Reference Range
<p><b>Blood:</b> Occult blood can occur in urine as intact erythrocytes or haemoglobin, which can occur in various urological, nephrological and bleeding disorders.</p> <p><b>Leukocytes:</b> An increase in leukocytes is an indication of inflammation in urinary tract or kidneys. Most common cause is bacterial urinary tract infection.</p> <p><b>Nitrite:</b> Many bacteria give positive results when their number is high. Nitrite concentration during infection increases with length of time the urine specimen is retained in bladder prior to collection.</p> <p><b>pH:</b> The kidneys play an important role in maintaining acid base balance of the body. Conditions of the body producing acidosis/ alkalosis or ingestion of certain type of food can affect the pH of urine.</p> <p><b>Specific gravity:</b> Specific gravity gives an indication of how concentrated the urine is. Increased specific gravity is seen in conditions like dehydration, glycosuria and proteinuria while decreased specific gravity is seen in excessive fluid intake, renal failure and diabetes insipidus.</p> <p><b>Bilirubin:</b> In certain liver diseases such as biliary obstruction or hepatitis, bilirubin gets excreted in urine.</p> <p><b>Urobilinogen:</b> Positive results are seen in liver diseases like hepatitis and cirrhosis and in cases of haemolytic anaemia.</p>			

\*\*\* End Of Report \*\*\*



Booking Centre :- REDCLIFFE - ILC NOIDA

Processing Lab :- Redcliffe Lifetech Pvt. Ltd., H-55, Sector-63, Noida, Uttar Pradesh - 201301

📞 928-909-0609

✉️ [ccsupport@redcliffelabs.com](mailto:ccsupport@redcliffelabs.com)

🌐 [www.redcliffelabs.com](http://www.redcliffelabs.com)

All Lab results are subject to clinical interpretation by qualified medical professional and this report is not subject to use for any medico-legal purpose.

# Terms and Conditions of Reporting

1. The presented findings in the Reports are intended solely for informational and interpretational purposes by the referring physician or other qualified medical professionals possessing a comprehensive understanding of reporting units, reference ranges, and technological limitations. The laboratory shall not be held liable for any interpretation or misinterpretation of the results, nor for any consequential or incidental damages arising from such interpretation.
2. It is to be presumed that the tests performed pertain to the specimen/sample attributed to the Customer's name or identification. It is presumed that the verification particulars have been cleared out by the customer or his/her representation at the point of generation of said specimen / sample. It is hereby clarified that the reports furnished are restricted solely to the given specimen only.
3. It is to be noted that variations in results may occur between different laboratories and over time, even for the same parameter for the same Customer. The assays are performed and conducted in accordance with standard procedures, and the reported outcomes are contingent on the specific individual assay methods and equipment(s) used, as well as the quality of the received specimen.
4. This report shall not be deemed valid or admissible for any medico-legal purposes.
5. The Customers assume full responsibility for apprising the Company of any factors that may impact the test finding. These factors, among others, includes dietary intake, alcohol, or medication / drug(s) consumption, or fasting. This list of factors is only representative and not exhaustive.

---

## DISCLAIMER

This is a sample report provided for demonstration purposes only and does not represent an actual patient report. Test results, reference ranges, methodologies, instrumentation, and report formats may vary depending on the laboratory performing the test. The format and representation shown are indicative of reports generated by the National Reference Laboratory of Redcliffe Labs, Noida. This sample report should not be used for medical interpretation, diagnosis, or treatment decisions.

<b>Name</b> Other DUMMY - PL246A	<b>Patient ID</b> 10682869	<b>Gender</b> O	<b>Age</b> 25
-------------------------------------	-------------------------------	--------------------	------------------

## Health Advisory

● Normal (N)  
 ● Low (L)  
 ● Borderline (BL)  
 ● High (H)



### Lipid Profile

A panel of tests that measures the amount of fat or lipid in your blood.

**HDL Cholesterol: 39** mg/dL

● **LOW**

Heart friendly cholesterol HDL reduces your chances of heart disease by removing harmful bad cholesterol.



#### Did You Know?



HDL particles have antioxidant, anti-inflammatory, anti-thrombotic properties, which may contribute to their ability to inhibit atherosclerosisNCBI-Books. HDL are called protective lipoproteins.



## About Redcliffe Labs

We are India's Most Trusted & Fastest Growing Network of Diagnostics Labs

### Best Customer Experience



Commitment to excellence, high end technology oriented staff

### 100% Report Correctness



Focus on quality with accurate results

### Best Prices With Fast Reports



Value for money with quick turn around time (TAT)

For every 10,000 patients served, we plant a tree



# BharatFit-5

₹2299 ~~₹4214~~



- Blood Sugar Fasting (1 Test)
- Kidney Function Test (10 Test)
- Lipid Profile (9 Tests)
- Thyroid Profile Total (3 Tests)
- Liver Function Test (12 Tests)
- Many more

## POCKET-SAVER PACKAGE

Glucose Fasting, TSH, Cholesterol Total

**DISCLAIMER**

--- This is a sample report provided for demonstration purposes only and does not represent an actual patient report. Test results, reference ranges, methodologies, instrumentation, and report formats may vary depending on the laboratory performing the test. The format and representation shown are indicative of reports generated by the National Reference Laboratory of Redcliffe Labs, Noida. This sample report should not be used for medical interpretation, diagnosis, or treatment decisions.

₹99

## BUMPER POCKET SAVER PACKAGE

Glucose Fasting/Random Sugar, SGPT, TSH, Cholesterol, Creatinine, Uric Acid

₹199

